

american  drew®  
a L A  B O Y company

4310 Regency Drive, Suite 101  
High Point, NC 27265  
[www.americandrew.com](http://www.americandrew.com)  
© 2010 by American Drew

AD/FCC/WCP/11-10/5K



  
JESSICA MCCLINTOCK HOME

american  drew®  
a L A  B O Y company





*"I feel that every room in a house should be like a jewel box; full of beauty, surprises and sentimental value."*

*— Jessica*





## *The past... the present... the future.*

Jessica McClintock, a mother of a young son, arrived in California in 1969 with a teaching credential in hand. Eager to be an educator, Jessica soon learned of a small apparel company known as Gunne Sax. A modest investment soon led to the birth of a premier design house... Jessica McClintock, Inc.

Jessica McClintock, a name synonymous with romance, used skills learned at an early age from her beloved seamstress grandmother, to become a fashion icon to a generation. Before long, Jessica had turned Gunne Sax into an empire now known as Jessica McClintock, Inc. Continually creating new and innovative designs, Jessica has expanded her single line of dresses, Gunne Sax, to a multifaceted apparel company, composed of design divisions that cater to the bridal, designer, missy, junior and children's wear customers.

Without ever losing the primary focus of romance, Jessica McClintock, Inc., now encompasses a vast national and international wholesale business selling Jessica's designs throughout North America, Europe, Asia and the Middle East. Using the same passion and creativity, Jessica has also expanded her business empire by venturing into the highly competitive retail market with 37 company owned boutiques.

Jessica McClintock, a self-made woman, continually establishes herself as a major leader in any field she pursues. Using technology, business acumen, and creativity, Jessica McClintock embraces the challenges of the next century.



## JESSICA MCCLINTOCK HOME

Welcome to the Jessica McClintock Home, by American Drew. This Collection combines the romantic elements of Jessica into a "New Traditional" styling. This collection truly captures the past, present and future together.

The combination of materials such as fine veneers, marble, leather and mirror, the dramatic serpentine and bowed shapes, the use of elements from fashion and nature, and the custom, jewelry-like hardware all add a unique flare to this collection that is like nothing before.

This Collection is crafted from highly figured Walnut Veneers, Prima Vera and Maple Marquetry in a Mink finish. A Silver Leaf finish is offered on select pieces, giving them a soft, veiled-platinum appearance.

Unique pieces abound in Jessica McClintock Home. The Antiqued Mirror Leg Dining Table, the Silver Leafed Leather Bed with Crystal-like buttons, the Dressing Armoire and Silver Leaf Serpentine Chest all create beautiful focal points in every room of your home.

Gracious scaled items, eclectic mixture of materials and designs and the romantic touch of Jessica come together to create a collection of furniture that will add a high end style to any home.





**908-420**  
**NIGHT STAND WITH WOOD TOP**  
W31 D20 H30  
3 drawers.

**908-M20**  
**MARBLE TOP FOR 420**  
W28 D19 H1

**908-306R**  
**LEATHER LOW PROFILE BED 6/6**  
W85 H70  
*Consists of:*  
**-306 LEATHER HEADBOARD 6/6**  
W85 D3 H70  
Can be sold separately.  
**-307 LEATHER FOOTBOARD 6/6**  
W83 D4 H20  
**-R52 LEATHER RAILS 5/0 - 6/6**  
W83 D3 H14  
**-SK1 MATTRESS SUPPORT SYSTEM**

Also available as:  
**908-304R**  
**LEATHER LOW PROFILE BED 5/0**

**908-215**  
**DRAWER CHEST**  
W41 D20 H61  
9 drawers, jewelry tray in top center drawer.

**908-040**  
**ACCENT MIRROR - SILVER LEAF**  
W38 D1 H50  
Mirror supports not included.  
Can be hung horizontal or vertical.

**908-130**  
**DRAWER DRESSER**  
W72 D22 H40  
12 drawers.

*Below:*  
**908-420**  
**NIGHT STAND WITH WOOD TOP**

**908-M20**  
**MARBLE TOP FOR 420**







**908-215**  
**DRAWER CHEST**  
 W41 D20 H61  
 9 drawers, jewelry tray in top center drawer.



**908-040**  
**ACCENT MIRROR - SILVER LEAF**  
 W38 D1 H50  
 Mirror supports not included.  
 Can be hung horizontal or vertical.

**908-130**  
**DRAWER DRESSER**  
 W72 D22 H40  
 12 drawers.



**908-420**  
**NIGHT STAND WITH WOOD TOP**  
W31 D20 H30  
3 drawers.

**908-316R**  
**MANSION BED 6/6**  
W84 H76

*Consists of:*

- 316 MANSION HEADBOARD 6/6**  
W84 D6 H76
- 317 MANSION FOOTBOARD 6/6**  
W84 D6 H31
- R42 WOODEN RAILS 5/0 - 6/6**  
W80 D3 H15
- SK1 MATTRESS SUPPORT SYSTEM**

Also available as:

**908-313R**  
**MANSION BED 5/0**

**908-318R**  
**MANSION BED 6/0**

**908-220**  
**DRESSING CHEST**  
W50 D21 H47  
5 drawers, top drawer with flip down front,  
electrical box.

**908-020**  
**LANDSCAPE MIRROR**  
W51 D4 H47  
Mirror supports not included.

**908-130**  
**DRAWER DRESSER**  
W72 D22 H40  
12 drawers.

*Below:*  
**908-420**  
**NIGHT STAND WITH WOOD TOP**







Above:  
**908-220**  
**DRESSING CHEST**  
 W50 D21 H47  
 5 drawers, top drawer with flip down front,  
 electrical box.

Opposite:  
**908-020**  
**LANDSCAPE MIRROR**  
 W51 D4 H47  
 Mirror supports not included.

**908-130**  
**DRAWER DRESSER**  
 W72 D22 H40  
 12 drawers.





**908-421**  
**MIRRORED NIGHT STAND -**  
**SILVER LEAF**  
W32 D17 H29  
1 drawer, 1 shelf,  
Opening:  
W26 D12 H16

**908-333**  
**SILVER LEAF LEATHER**  
**HEADBOARD 5/0**  
W69 D3 H67  
Bored for frame.

Also available as:  
**908-336**  
**SILVER LEAF LEATHER**  
**HEADBOARD WITH**  
**SILVER LEAF TRIM 6/6**

**908-021**  
**ROUND VENETIAN MIRROR**  
W45 D1 H45  
Mirror supports not included.

**908-225**  
**ENTERTAINMENT/CREDENZA**  
W59 D22 H42  
2 doors with 1 drawer and 3 tray drawers  
behind each. LSF drawer has jewelry tray,  
RSF drawer has silver tray. Subtle hand  
painted motif on silver leaf door panels.  
Pearl finished interior.

**908-273**  
**DRESSING ARMOIRE WITH**  
**CASTERED STOOL**  
W68 D24 H79

*Below:*  
**908-421**  
**MIRRORED NIGHT STAND -**  
**SILVER LEAF**







Opposite & right:  
908-273

**DRESSING ARMOIRE WITH  
CASTERED STOOL**

W68 D24 H79

2 doors with 10 vanity lights and dimmer switch, 12 small jewelry drawers with felt bottoms, 16 jewelry pegs, 3 drawers on LSF side with felt bottom in top drawer, 1 center drawer with felt bottom, 1 RSF drawer with jewelry tray and 1 door with 1 adjustable shelf behind,

Opening:

W8 D16 H16

Stool area opening:

W38 D16 H25

with electrical outlet.

Top opening:

W46 D16 H44







*Opposite:*  
**908-021**  
**ROUND VENETIAN MIRROR**  
 W45 D1 H45  
 Mirror supports not included.

**908-225**  
**ENTERTAINMENT/CREDENZA**  
 W59 D22 H42  
 2 doors with 1 drawer and 3 tray drawers behind each. LSF drawer has jewelry tray, RSF drawer has silver tray. Subtle hand painted motif on silver leaf door panels. Pearl finished interior.

*Above right:*  
**908-225**  
**ENTERTAINMENT/CREDENZA**  
 Open detail.

*Below right:*  
**908-225**  
**ENTERTAINMENT/CREDENZA**  
 Marble top and jewelry tray details.





**908-040**  
**ACCENT MIRROR - SILVER LEAF**  
W38 D1 H50  
Mirror supports not included.  
Can be hung horizontal or vertical.

**908-858**  
**CREDENZA WITH MAPLE**  
**VENEER MARQUETRY**  
W77 D25 H40  
2 doors with 1 drawer and 1 adjustable shelf  
behind each. LSF drawer: silver tray and felt  
bottom, RSF drawer,  
Each opening:  
W25 D16 H30

**908-636**  
**SPLAT BACK SIDE CHAIR - KD**  
W22 D27 H42  
Seat H19

**908-701R**  
**60" ROUND TABLE WITH MAPLE**  
**VENEER MARQUETRY**  
Dia.60 H30  
Consists of:  
-701 60" ROUNDTABLETOP  
Dia.60 H3  
-B01 TABLE BASE  
W56 D56 H29

*Below:*  
**908-701R**  
**60" ROUND TABLE COMPLETE**  
Table top detail.





**908-830R**  
**PALLADIAN CHINA WITH MAPLE**  
**VENEER MARQUETRY**

W77 D25 H88

*Consists of:*

**-830 CHINA BASE**

W75 D24 H28

2 doors with 1 drawer and  
1 adjustable shelf behind each.  
LSF drawer: silver tray and felt  
bottom.

RSF Openings: W25 D14 H16 1/2

**-831 CHINA DECK**

W77 D25 H61

2 doors with 3 adjustable shelves  
behind each, 3 can touch light  
system.

Opening: W22 D20 H52 1/2

**908-623**  
**UPHOLSTERED ARM CHAIR - SET UP**

W25 D28 H43

Seat H19 Arm H25

**908-622**  
**UPHOLSTERED SIDE CHAIR - SET UP**

W24 D28 H43

Seat H19

**908-744R**  
**RENAISSANCE DINING TABLE WITH**  
**MAPLE VENEER MARQUETRY**

L82 W49 H30

2-26" leaves, extends to 134".

*Consists of:*

**-744 TRESTLE TABLETOP**

W82 D49 H3

**-B44 TRESTLE PEDESTAL BASE**

W79 D38 H28

**908-021**  
**ROUND VENETIAN MIRROR**

W45 D1 H45

Mirror supports not included.

**908-856**  
**BUFFET WITH STONETOP**

W77 D20 H41

3 doors with 1 drawer and 1 adjustable shelf  
behind each,  
Each opening: W21 D19 H29

*Below:*

**908-744R**  
**RENAISSANCE DINING TABLE**

Table top detail.







Above:  
**908-040**  
**ACCENT MIRROR - SILVER LEAF**  
 W38 D1 H50  
 Mirror supports not included.  
 Can be hung horizontal or vertical.

**908-858**  
**CREDENZA WITH MAPLE**  
**VENEER MARQUETRY**  
 W77 D25 H40  
 2 doors with 1 drawer and 1 adjustable shelf  
 behind each. LSF drawer: silver tray and felt  
 bottom, RSF drawer,  
 Each opening: W25 D16 H30

Opposite:  
**908-830R**  
**PALLADIAN CHINA WITH MAPLE**  
**VENEER MARQUETRY**  
 W77 D25 H88  
 Consists of:

**-830 CHINA BASE**  
 W75 D24 H28  
 2 doors with 1 drawer and  
 1 adjustable shelf behind each.  
 LSF drawer: silver tray and felt  
 bottom.  
 RSF Openings: W25 D14 H16 1/2

**-831 CHINA DECK**  
 W77 D25 H61  
 2 doors with 3 adjustable shelves  
 behind each, 3 can touch light  
 system.  
 Opening: W22 D20 H52 1/2







**908-636**  
**SPLAT BACK SIDE CHAIR - KD**  
 W22 D27 H42  
 Seat H19

**908-637**  
**SPLAT BACK ARM CHAIR - KD**  
 W24 D27 H42  
 Seat H19 Arm H25

*Opposite:*  
**908-021**  
**ROUND VENETIAN MIRROR**  
 W45 D1 H45  
 Mirror supports not included.

**908-856**  
**BUFFET WITH STONETOP**  
 W77 D20 H41  
 3 doors with 1 drawer and  
 1 adjustable shelf behind each,  
 Each opening:  
 W21 D19 H29



**908-623**  
**UPHOLSTERED ARM CHAIR - SET UP**  
 W25 D28 H43  
 Seat H19 Arm H25

**908-622**  
**UPHOLSTERED SIDE CHAIR - SET UP**  
 W24 D28 H43  
 Seat H19





**908-041**  
**SILVER LEAF ACCENT MIRROR**  
W42 D3 H54  
Mirror supports not included.

**908-857**  
**BUFFET WITH STONETOP -**  
**SILVER LEAF**  
W77 D20 H41  
3 doors with 1 drawer and 1 adjustable shelf  
behind each,  
Each opening:  
W21 D19 H29

**908-638**  
**SPLAT BACK SIDE CHAIR - KD**  
**SILVER LEAF**  
W22 D27 H42  
Seat H19

**908-639**  
**SPLAT BACK ARM CHAIR - KD**  
**SILVER LEAF**  
W24 D27 H42  
Seat H19 Arm H25

**908-760**  
**MIRRORED LEG DINING TABLE -**  
**SILVER LEAF**  
L48 W49 H30  
2-24" leaves, extends to 96".

**908-855**  
**CURIO CABINET**  
W39 D22 H88  
2 doors with 4 adjustable glass shelves,  
2 can touch light system. Hand painted silver  
leaf back panel.

*Below:*  
**908-760**  
**MIRRORED LEG DINING TABLE -**  
**SILVER LEAF**  
Table top detail.







Opposite:  
**908-041**  
**SILVER LEAF ACCENT MIRROR**  
 W42 D3 H54  
 Mirror supports not included.

**908-857**  
**BUFFET WITH STONETOP -**  
**SILVER LEAF**  
 W77 D20 H41  
 3 doors with 1 drawer and 1 adjustable shelf  
 behind each,  
 Each opening:  
 W21 D19 H29

Right:  
**908-855**  
**CURIO CABINET**  
 W39 D22 H88  
 2 doors with 4 adjustable glass shelves,  
 2 can touch light system.  
 Hand painted silver leaf back panel.







Opposite:  
**908-946**  
**ACCENT SILVER LEAF CHEST**  
 W48 D21 H37  
 2 drawers.

Above:  
**908-638**  
**SPLAT BACK SIDE CHAIR - KD**  
**SILVER LEAF**  
 W22 D27 H42  
 Seat H19

**908-639**  
**SPLAT BACK ARM CHAIR - KD**  
**SILVER LEAF**  
 W24 D27 H42  
 Seat H19 Arm H25





JESSICA MCCLINTOCK HOME

Crafted from highly figured Walnut Veneers, Prima Vera and Maple Marguetry, Select Hardwoods, simulated wood components & wood products.



**908 WALNUT FINISH**



**908 SILVER LEAF FINISH**

Finishes ordered at different times are not guaranteed to match. Woods have grain and color variations due to growth patterns of each tree. The result is a beautiful and unique piece. Due to these variations, finishes on individual pieces are not guaranteed to match. The finish shown here has been reproduced as accurately as photographic and printing technologies allow. For the truest representation, please contact your American Drew dealer.

## MARBLE DETAILS



**MARBLE DETAIL**



**MARBLE DETAIL**

## CARE & CLEANING

### CARE OF FINE FINISHES

American Drew finishes are naturally resistant to minor everyday hazards and accidents; however, some precautions are necessary to maintain the beauty of your wood furniture.

- Dust with a soft clean cloth slightly moistened with water, and then dry completely with another clean cloth. Always rub in the direction of the wood grain.
- Avoid cigarettes, hot dishes, moisture and harsh solvents such as nail polish and alcohol.
- Do not place beverages directly on furniture.
- Use pads beneath accessories when writing or eating.
- Remove spills and smudges immediately.
- Pliable materials should not be left on a wood surface; they can damage the finish.
- Furniture should not be placed near heat, outlets, windows, or in direct sunlight.

### CARE OF MARBLE TOPS


To keep your marble looking its best, you must do the following. Clean with a damp cloth, wipe up spills immediately. Other types of polishes may harm the finish. Never use harsh or abrasive cleaners.

### CARE OF DECORATIVE HARDWARE

The decorative hardware on this furniture has been protected with a clear lacquer coat. The use of harsh detergents or brass polish in an attempt to clean or obtain higher luster will result in the removal of the protective lacquer and will damage the finish of the hardware. Use a soft damp cloth to remove dust.


*All illustrations and specifications in this catalog are based on the latest product information available at the time of printing.  
American Drew reserves the right to discontinue items without notice and to make changes to colors, materials, equipment and specifications at any time.  
This catalog is intended to be distributed to authorized dealers, and possession does not constitute authority to purchase.*






**908-020**  
**LANDSCAPE MIRROR**

W51 D4 H47  
(130 x 10 x 119cm)  
Mirror supports not included.  
*pages: 10/11, 13*




**908-021**  
**ROUND VENETIAN MIRROR**

W45 D1 H45  
(114 x 3 x 114cm)  
Mirror supports not included.  
*pages: Cover, 14/15, 18, 22/23, 27*



**908-040**  
**ACCENT MIRROR - SILVER LEAF**

W38 D1 H50  
(97 x 3 x 127cm)  
Mirror supports not included.  
Can be hung horizontal or vertical.  
*pages: 2/3, 6/7, 9, 20/21, 24*



**908-041**  
**SILVER LEAF ACCENT MIRROR**

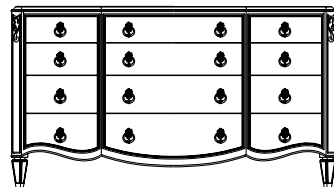
W42 D3 H54  
(130 x 10 x 119cm)  
Mirror supports not included.  
*pages: 28/29, 30*

*Please use the following when ordering bed frames or mirror supports:*

**908-095**  
**METAL FRAME FOR 5/0**  
**HEADBOARD ONLY**


**908-096**  
**METAL FRAME FOR 6/6**  
**HEADBOARD ONLY**

**908-M71**  
**MIRROR SUPPORTS - PAIR**




**908-130**  
**DRAWER DRESSER**

W72 D22 H40  
(183 x 56 x 102cm)  
12 drawers.  
*pages: 6/7, 9, 10/11, 13*



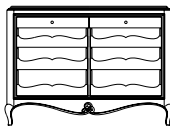

**908-215**  
**DRAWER CHEST**

W41 D20 H61  
(104 x 51 x 155cm)  
9 drawers, jewelry tray in top center drawer.  
*pages: 6/7, 8*



**908-220**  
**DRESSING CHEST**

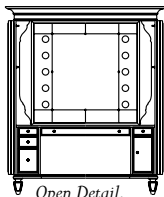
W50 D21 H47  
(127 x 53 x 119cm)  
5 drawers, top drawer with flip down front, electrical box.  
*pages: 10/11, 12*



*Open Detail.*

**908-225**  
**ENTERTAINMENT/CREDENZA**

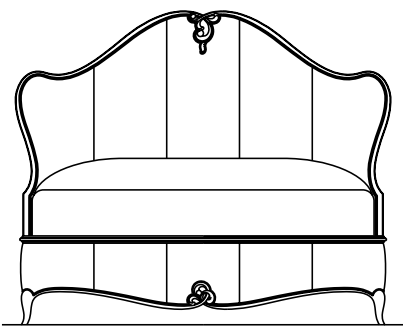
W59 D22 H42  
(150 x 56 x 107cm)  
2 doors with 1 drawer and 3 tray drawers behind each. LSF drawer has jewelry tray, RSF drawer has silver tray. Subtle hand painted motif on silver leaf door panels. Pearl finished interior.  
*pages: 14/15, 18/19*



*Open Detail.*

**908-273**  
**DRESSING ARMOIRE WITH**  
**CASTERED STOOL**

W68 D24 H79  
(173 x 61 x 201cm)  
2 doors with 10 vanity lights and dimmer switch, 12 small jewelry drawers with felt bottoms, 16 jewelry pegs, 3 drawers on LSF side with felt bottom in top drawer, 1 center drawer with felt bottom, 1 RSF drawer with jewelry tray and 1 door with 1 adjustable shelf behind, Opening:  
W8 D16 H16 (20 x 41 x 41cm)  
Stool area opening:  
W38 D16 H25 (97 x 41 x 64cm)  
with electrical outlet.  
Top opening:  
W46 D16 H44 (117 x 41 x 112cm)  
*pages: 14/15, 16/17*



**908-304R**  
**LEATHER LOW PROFILE BED 5/0**

W69 H67 (175 x 170cm)  
*Consists of:*


- 304 **LEATHER HEADBOARD 5/0**  
W69 D3 H67 (175 x 8 x 170cm)  
Can be sold separately.
- 305 **LEATHER FOOTBOARD 5/0**  
W67 D4 H20 (170 x 10 x 170cm)
- R52 **LEATHER RAILS 5/0 - 6/6**  
W83 D3 H14 (211 x 8 x 36cm)
- SK1 **MATTRESS SUPPORT SYSTEM**

**908-306R**  
**LEATHER LOW PROFILE BED 6/6**

W85 H70 (216 x 178cm)  
*Consists of:*

- 306 **LEATHER HEADBOARD 6/6**  
W85 D3 H70 (216 x 8 x 178cm)  
Can be sold separately.
- 307 **LEATHER FOOTBOARD 6/6**  
W83 D4 H20 (211 x 10 x 170cm)
- R52 **LEATHER RAILS 5/0 - 6/6**  
W83 D3 H14 (211 x 8 x 36cm)
- SK1 **MATTRESS SUPPORT SYSTEM**

*pages: 6/7*



**908-313R**  
**MANSION BED 5/0**

W67 H69 (170 x 175cm)  
*Consists of:*

- 313 **MANSION HEADBOARD 5/0**  
W67 D5 H69
- 314 **MANSION FOOTBOARD 5/0**  
W67 D6 H31
- R42 **WOODEN RAILS 5/0-6/6**  
W80 D3 H15
- SK1 **MATTRESS SUPPORT SYSTEM**

**908-316R**  
**MANSION BED 6/6**

W84 H76 (213 x 193cm)  
*Consists of:*


- 316 **MANSION HEADBOARD 6/6**  
W84 D6 H76 (213 x 15 x 193cm)
- 317 **MANSION FOOTBOARD 6/6**  
W84 D6 H31 (213 x 15 x 79cm)
- R42 **WOODEN RAILS 5/0 - 6/6**  
W80 D3 H15 (203 x 8 x 38cm)
- SK1 **MATTRESS SUPPORT SYSTEM**

*pages: 10/11*

**908-318R**  
**MANSION BED 6/0**

W80 H74 (203 x 188cm)  
*Consists of:*

- 318 **MANSION HEADBOARD 6/0**  
W80 D6 H74 (203 x 15 x 188cm)
- 319 **MANSION FOOTBOARD 6/0**  
W80 D6 H31 (203 x 15 x 79cm)
- R44 **WOODEN RAILS 6/0**  
W84 D3 H15 (213 x 8 x 38cm)
- SK1 **MATTRESS SUPPORT SYSTEM**




**908-333**  
**SILVER LEAF LEATHER**  
**HEADBOARD WITH SILVER**  
**LEAF TRIM 5/0**

W69 D3 H67 (175 x 8 x 170cm)  
Bored for frame.  
*pages: 14/15*

**908-336**  
**SILVER LEAF LEATHER**  
**HEADBOARD WITH SILVER**  
**LEAF TRIM 6/6**

W85 D3 H70 (216 x 8 x 178cm)  
Bored for frame.

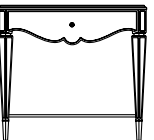


**908-420**  
**NIGHT STAND WITH WOOD TOP**

W31 D20 H30  
(79 x 51 x 76cm)  
3 drawers.  
*pages: 6/7, 10/11*

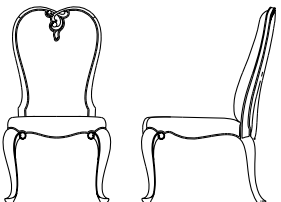
**908-M20**  
**MARBLETOP FOR 420**

W28 D19 H1  
(216 x 8 x 178cm)  
*pages: 6/7*



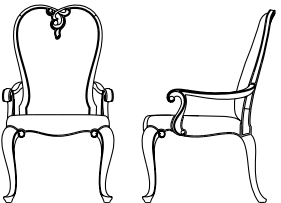
**908-421**  
**MIRRORED NIGHT STAND -**  
**SILVER LEAF**

W32 D17 H29  
(81 x 43 x 74cm)  
1 drawer, 1 shelf,  
Opening:  
W26 D12 H16 (66 x 30 x 41cm)  
*pages: 14/15*



**908-622**  
**UPHOLSTERED SIDE CHAIR - SET UP**


W24 D28 H43  
(61 x 71 x 109cm)  
Seat H19 (48cm)  
*pages: 2/3, 22/23, 26*




**908-623**  
**UPHOLSTERED ARM CHAIR - SET UP**

W25 D28 H43  
(64 x 71 x 109cm)  
Seat H19 (48cm)  
Arm H25 (64cm)  
*pages: 22/23, 26*







**908-636**  
**SPLAT BACK SIDE CHAIR - KD**  
W22 D27 H42  
(56 x 69 x 107cm)  
Seat H19 (48cm)  
*pages: 20/21, 26*




**908-637**  
**SPLAT BACK ARM CHAIR - KD**  
W24 D27 H42  
(61 x 69 x 107cm)  
Seat H19 (48cm)  
Arm H25 (64cm)  
*page: 26*




**908-638**  
**SPLAT BACK SIDE CHAIR - KD**  
**SILVER LEAF**  
W22 D27 H42  
(56 x 69 x 107cm)  
Seat H19 (48cm)  
*pages: 28/29, 33*



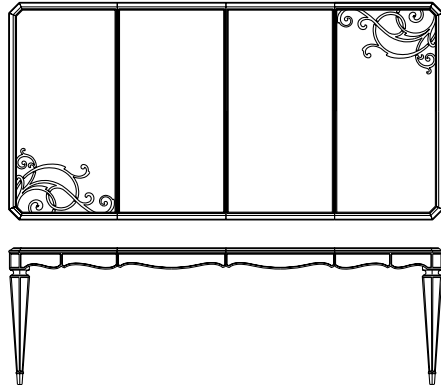
**908-639**  
**SPLAT BACK ARM CHAIR - KD**  
**SILVER LEAF**  
W24 D27 H42  
(61 x 69 x 107cm)  
Seat H19 (48cm)  
Arm H25 (64cm)  
*pages: 28/29, 33*




**908-701R**  
**60" ROUNDTABLE COMPLETE**  
**WITH MAPLEVENEER MARQUETRY**  
Dia.60 H30  
(152 x 76cm)  
*Consists of:*  
**-701 60" ROUNDTABLETOP**  
Dia.60 H3  
(152 x 8cm)  
**-B01 TABLE BASE**  
W56 D56 H29  
(142 x 142 x 74cm)  
*pages: 2/3, 20/21*




**908-744R**  
**RENAISSANCE DINING TABLE**  
**WITH MAPLEVENEER MARQUETRY**  
L82 W49 H30  
(208 x 124 x 76cm)  
2-26" (66cm) leaves, extends to  
134" (340cm).  
*Consists of:*  
**-744 TRESTLE TABLETOP**  
W82 D49 H3  
(208 x 124 x 8cm)  
**-B44 TRESTLE PEDESTAL BASE**  
W79 D38 H28  
(201 x 97 x 71cm)  
*pages: 22/23*




**908-760**  
**MIRRORED LEG DININGTABLE -**  
**SILVER LEAF**  
L48 W49 H30  
(122 x 124 x 76cm)  
2-24" (61cm) leaves, extends to  
96" (244cm).  
*pages: 28/29*




**908-830R**  
**PALLADIAN CHINA WITH MAPLE**  
**VENEER MARQUETRY**  
W77 D25 H88  
(196 x 64 x 224cm)  
*Consists of:*  
**-830 CHINA BASE**  
W75 D24 H28 (191 x 61 x 71cm)  
2 doors with 1 drawer and  
1 adjustable shelf behind each.  
LSF drawer: silver tray and felt  
bottom.  
RSF Openings:  
W25 D14 H16<sup>1</sup>/<sub>2</sub> (64 x 36 x 42cm)  
**-831 CHINA DECK**  
W77 D25 H61 (196 x 64 x 155cm)  
2 doors with 3 adjustable shelves  
behind each, 3 can touch light  
system.  
Opening:  
W22 D20 H52<sup>1</sup>/<sub>2</sub> (56 x 51 x 133cm)  
*pages: 22/23, 25*




**908-855**  
**CURIO CABINET**  
W39 D22 H88  
(99 x 56 x 224cm)  
2 doors with 4 adjustable glass shelves,  
2 can touch light system.  
*pages: 28/29, 31*



**908-856**  
**BUFFET WITH STONETOP**  
W77 D20 H41  
(196 x 51 x 104cm)  
3 doors with 1 drawer and 1 adjustable shelf  
behind each,  
Each opening:  
W21 D19 H29 (54 x 48 x 74cm)  
*pages: 22/23, 27*



**908-857**  
**BUFFET WITH STONETOP -**  
**SILVER LEAF**  
W77 D20 H41  
(196 x 51 x 104cm)  
3 doors with 1 drawer and 1 adjustable shelf  
behind each,  
Each opening:  
W21 D19 H29 (54 x 48 x 74cm)  
*pages: cover, 28/29, 30*



**908-858**  
**CREDENZA**  
W77 D25 H40  
(196 x 64 x 102cm)  
2 doors with 1 drawer and 1 adjustable shelf  
behind each. LSF drawer: silver tray and felt  
bottom, RSF drawer,  
Each opening:  
W25 D16 H30 (64 x 41 x 76cm)  
*pages: 2/3, 20/21, 24*



**908-946**  
**ACCENT SILVER LEAF CHEST**  
W48 D21 H37  
(122 x 53 x 94cm)  
2 drawers.  
*page: 32*

**NOTE:**  
**\* Indicates: Cannot be sold separately.**

**"R"** Indicates merchandise shipped in more  
than one carton and must be used to order  
complete item.

Chairs noted as shipped KD require assembly.  
Chairs packed 2 per carton.  
Service charge of \$10.00 for recartoning will  
apply when one chair is ordered.  
**COM ORDERS NOT ACCEPTED.**